

Summer Semester 2015

Software Engineering Design & Construction

Dr. Michael Eichberg
Fachgebiet Softwaretechnik
Technische Universität Darmstadt

Programming Languages and Design Principles

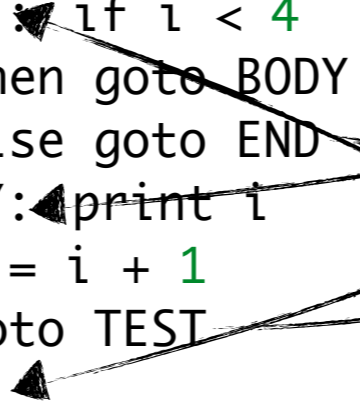
In the following, we will discuss the development of programming languages as a means to improve their ability to capture the software design at ever increasing abstraction levels. Or, from another point of view, we discuss why advances in programming language technology are driven by the need to make programming languages capable of capturing higher-level designs.

Making Code Look Like Design

“Designing” with Pseudo-Assembler

What does the following program do?

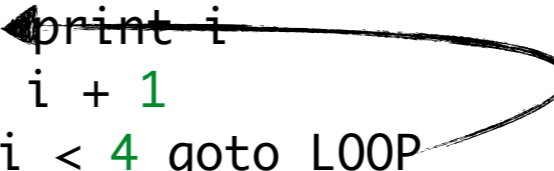
```
i = 1  
TEST: if i < 4  
      then goto BODY  
      else goto END  
BODY: print i  
      i = i + 1  
      goto TEST  
END:
```



“Designing” with Pseudo-Assembler

What does the following program do?

```
i = 1
LOOP: print i
      i = i + 1
      if i < 4 goto LOOP
END:
```



4

Though both programs just print out "123" the second one is easier to read and comprehend. It has a better style:

- * Clear structure
- * No crossing gotos
- * Better names
- * Code structure closer to what we want to express.

"Print out i, i smaller than 4"

Hence, the second variant, though functionally identical, is easier to understand, debug, change.

Style can only be
recommended, not
enforced!

Designing with Structured Programming Languages

What does the following program do?

```
i = 1
while ( i < 4 ) {
    print(i)
    i = i + 1
}
```

Style gets enforced!

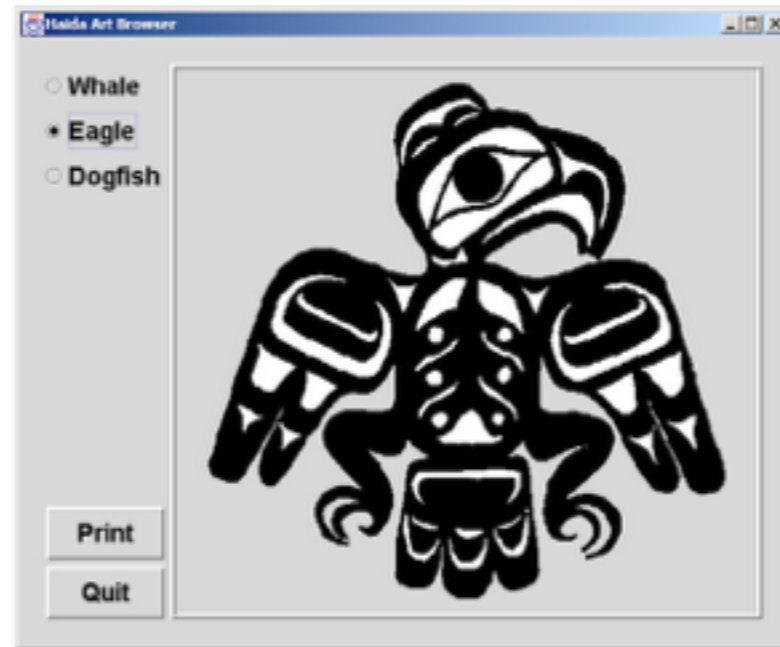
6

In the 1960th programming language support for better structuring of code emerged. **Goto`s were replaced by loops (while)** and conditionals (if/else). Furthermore, procedures were introduced to support user-defined abstractions.

New words, new grammars, new abstractions enable developers to directly express looping/conditional computations, instead of emulating them by jumps. Using a – by then – modern structured programming language, it was no longer possible to write crossing goto`s!

Better languages, More challenging tasks...

A simple image browser with structured programming



Code for Image Browser Structured into Procedures

Try to identify which method calls which method!

```
main () {
draw_label("Art Browser")
  m = radio_menu(
    {"Whale", "Eagle",
     "Dogfish"})
  q = button_menu({"Quit"})
  while ( !check_buttons(q) ) {
    n = check_buttons(m)
    draw_image(n)
  }
}

set_x (x) {
  current_x = x
}

draw_circle (x, y, r) {
  %%primitive_oval(x, y, 1, r)
}

set_y (y) {
  current_y = y
}
```

```
radio_menu(labels) {
  i = 0
  while (i < labels.size) {
    radio_button(i)
    draw_label(labels[i])
    set_y(get_y()
          + RADIO_BUTTON_H)
    i++
  }
}

radio_button (n) {
  draw_circle(get_x(),
              get_y(), 3)
}

get_x () {
  return current_x
}

get_y () {
  return current_y
}
```

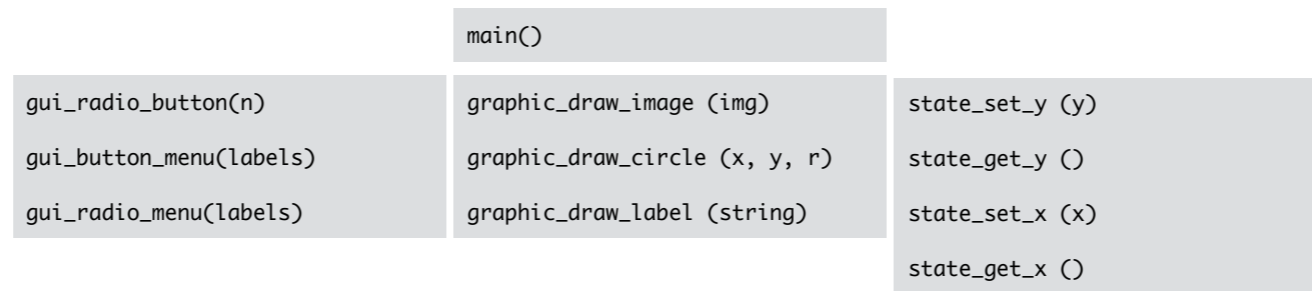
```
draw_image (img) {
  w = img.width
  h = img.height
  do (r = 0; r < h; r++)
    do (c = 0; c < w; c++)
      WINDOW[r][c] = img[r][c]
}

button_menu(labels) {
  i = 0
  while (i < labels.size) {
    draw_label(labels[i])
    set_y(get_y()
          + BUTTON_H)
    i++
  }
}

draw_label (string) {
  w = calculate_width(string)
  print(string, WINDOW_PORT)
  set_x(get_x() + w)
}
```

In this case, the code is structured, but the procedures are not! It is hard, if not nearly impossible, to maintain or even extend this code.

Structured Programming with Style



Group procedures by the functionality they implement and the state they access, e.g. by naming conventions ...

Advantages:

- The code is closer to what we want to express.
"main calls gui, gui calls graphic to draw, ..."
- The code is easier to understand, debug and change.

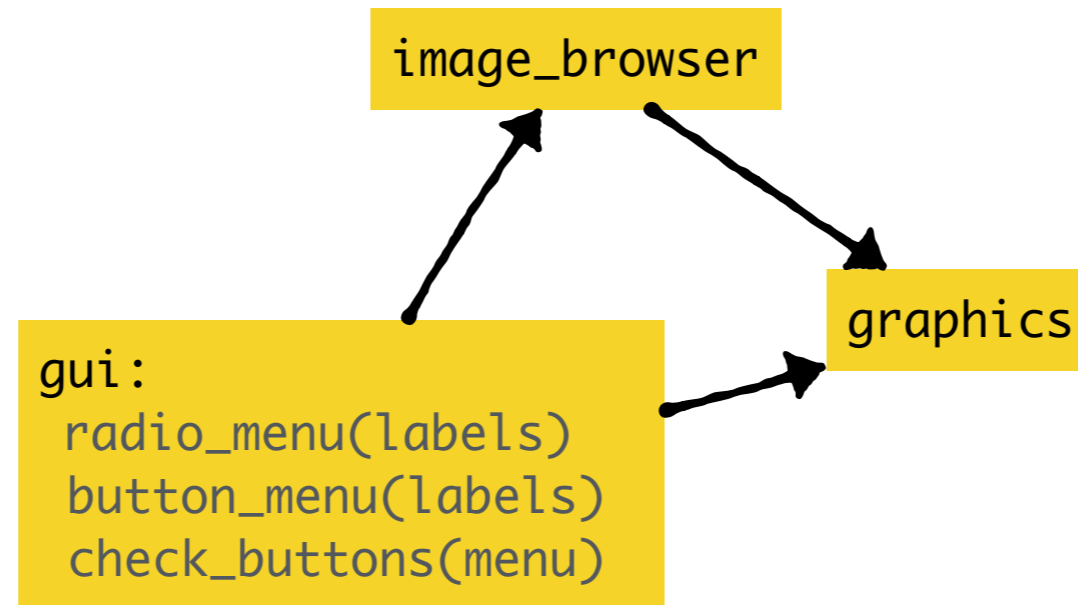
Designing with Modular Programming Languages

```
module gui {  
  exports:  
    radio_menu(labels)  
    button_menu(labels)  
    check_buttons(menu)  
}
```

10

Modular programming introduced modules, higher-level units/modules introduce higher-level abstractions! One can handle a whole module as if it was its interface. Programming language mechanisms for supporting information hiding: interface hides module internals.

Module-based Abstraction



11

Abstraction enables us to:

- look at the overall structure of the system (architectural thinking).
- zoom in on individual units as needed
- with more or less details

Hence, abstraction is the key to managing complexity.

Abstraction mechanisms enable us to code and design simultaneously!

"Write what you mean."

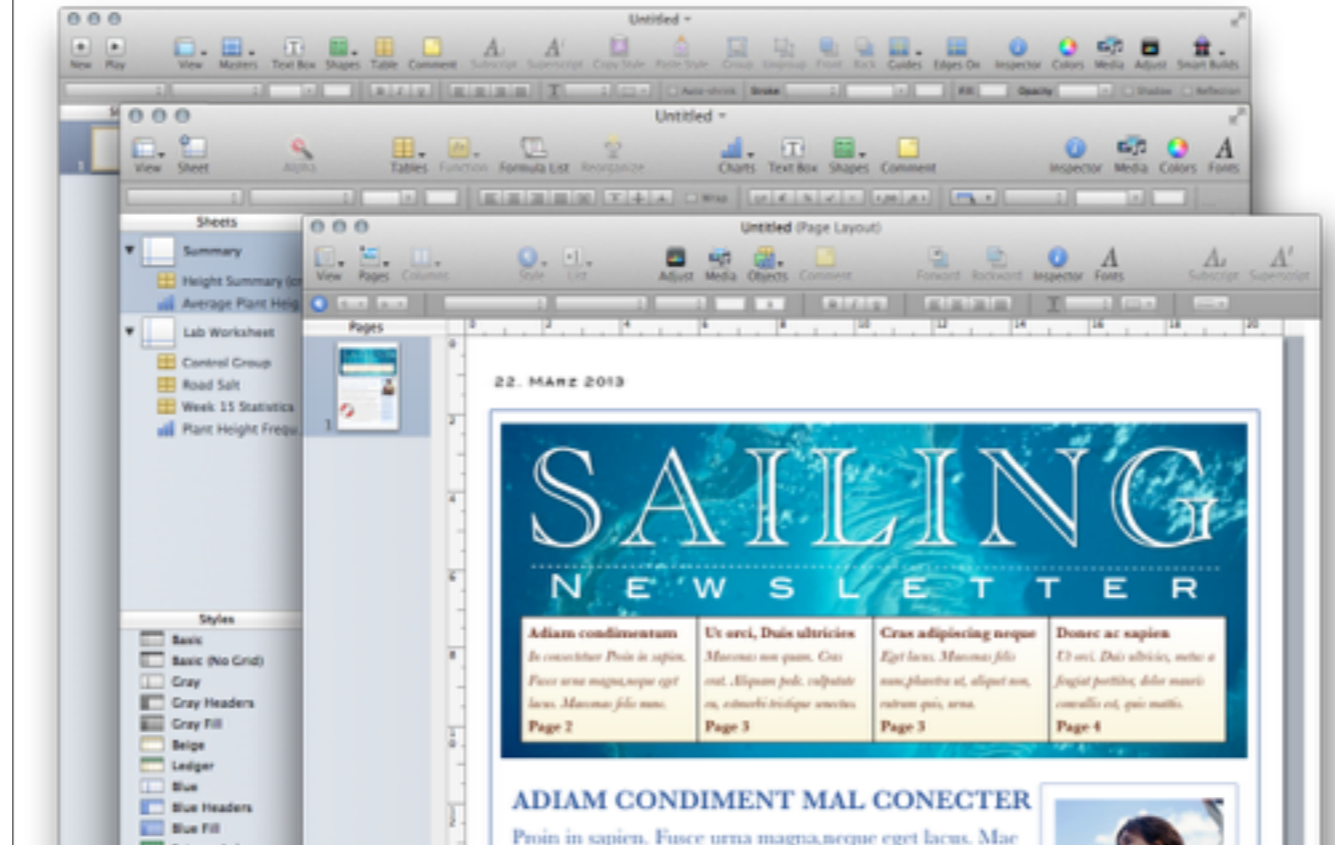
12

- Makes the code easier to understand, debug and change.
 - Allows structured organization of code.
 - Ability to ignore details.
- Makes the code closer to what we want to express.

"The significant problems we face cannot be solved at the same level of thinking we were at when we created them."

–Einstein

Let's "develop" application families with sophisticated GUIs with uniform look and feel with modular programming...



Modeling variability with modular programming languages appeared complex...

Designing with Object-Oriented Programming Languages

Object-oriented programming languages introduce new abstraction mechanisms

- classes
- inheritance
- subtype polymorphism

(Still) Dominating
Programming Paradigm

The roots of object-oriented programming languages are in the sixties.



Dahl and Nygaard,
Simula 64, 68



Allan Kay,
Smalltalk 70 - 80

- Object-oriented languages are popular because they make it **easier to design software and program at the same time**.
- They allow us to more **directly express high level information** about design components abstracting over differences of their variants.
- Make it easier to produce the design, and easier to refine it later.
- With stronger **type checking**, they also help the process of detecting design errors.
- Result in a more **robust design**, in essence a better engineered design.

[...] improvements in programming techniques and programming languages in particular are overwhelmingly more important than anything else in the software business [...]

[...] programmers are interested in design [...] when more expressive programming languages become available, software developers will adopt them.

–Jack Reeves, To Code is to Design, C++ Report 1992

Designing with Functional, Object-Oriented Programming Languages

Fill an array with n Person objects where each Person has a unique id.

Code:

```
case class Person(id : Int)

var ids = 0
def nextId() : Int = { val id = ids ; ids+= 1; id }

Array.fill(2){ new Person(nextId()) }
```

Result:

```
=> Array[Person] = Array(Person(0), Person(1))
```

By fusing object-oriented and functional programming we are provided with further means to raise our abstraction level. This enables us to better express our intention.

Designing with Functional, Object-Oriented Programming Languages with a Flexible Syntax

Creating an abstraction to express that we want to repeat something n times.

```
def repeat[T: scala.reflect.ClassTag](times: Int)(f: => T): Array[T] = {  
  val array = new Array[T](times)  
  var i = 0  
  while (i < times) { array(i) = f; i += 1 }  
  array  
}
```

Now, we can express that we want to read in two values from the command line using our new control-abstraction.

```
val values = repeat(2) { System.in.read() }
```

By fusing object-oriented and functional programming and also providing a more flexible syntax we are provided with further means to raise our abstraction level. In this example, we demonstrate how to define our own “control-abstraction”! Defining a new control structure like this is not *reasonably possible* in Java 7 or older. In Java ≥ 8 ; the situation gets better due to closures. However, the syntax still doesn’t look like a native structure.

However, with power comes responsibility and it is easy to overdo!

Designing with Functional, Object-Oriented Programming Languages with a Flexible Syntax vs. Explicit Language Features

Java's native try-with-resources statement

```
File tempFile = File.createTempFile("demo", "tmp");
try (FileOutputStream fout = new FileOutputStream(tempFile)) {
    fout.write(42);
}
```

Using Scala's language features enables us to define a new control structure that resembles Java's try-with-resources statement.

```
def process[C <: Closeable, I](closable: C)(r: C => I): I = {
    try { r(closable) }
    finally { if (closable != null) closable.close() }
}

val tempFile = File.createTempFile("demo", "tmp");
process(new java.io.FileOutputStream(tempFile)) { fout =>
    fout.write(42);
}
```

20

Java 7's try-with-resources statement is more powerful/safe. However, it is an explicit language feature that was only added years after its need was identified.

Programming Languages are not a Panacea



- Accessibility of object-oriented programming drives more complex designs!
- Programming languages are powerful tools, but cannot and will never guarantee good designs.
- Programming always needs to be done properly to result in good code.
- Human *creativity* remains the main factor.

We need good style to cope with complexity!



22

Help is provided through established practices and techniques, design patterns and principles.

Good style can only be recommended, not enforced!

Eventually style rules will have to be turned into language features to be really effective.

General Design Principles

The following principles apply at various abstraction levels!

- Keep it short and simple
- Don't repeat yourself (also just called "DRY-Principle")
- High Cohesion
- Low Coupling
- No cyclic dependencies
- Make it testable
- Open-closed Design Principle
- Make it explicit/use Code
- Keep related things together
- Keep simple things simple
- Common-reuse/Common-closure/Reuse-release principles

Object-Oriented Design Principles

- Liskov Substitution Principle
- Responsibility Driven Design
- ...

Design Constraints

- **Conway's Law**

A system's design is constrained by the organization's communication structure.